

MAC
tracks

MAC SHADE SOLUTIONS

BRACKET & TRACK JOIN GUIDE

Discover the MAC difference





A LOOK AT OUR

BRACKET GUIDE

All tracks in the Made to Measure pricing are provided with a bracket spacing every 650mm as a standard.

Please see below bracket guide for the quantities supplied for track lengths ordered.

BRACKET GUIDE			
TRACK LENGTH (METERS)	BRACKET QTY (PER 650 MM)	TRACK LENGTH (METERS)	BRACKET QUANTITY (PER 650 MM)
1M	2	6.5 M	10
1.25M	2	6.75 M	11
1.5M	3	7M	11
1.75M	3	7.25M	12
2M	4	7.5M	12
2.25M	4	7.75M	12
2.5M	4	8M	13
2.75M	5	8.25M	13
3M	5	8.5M	14
3.25M	5	8.75M	14
3.5M	6	9M	14
3.75M	6	9.25M	15
4M	7	9.5M	15
4.25M	7	9.75M	15
4.5M	7	10M	16
4.75M	8	10.25M	16
5M	8	10.5M	17
5.25M	9	10.75M	17
5.5M	9	11M	17
5.75M	9	11.25	18
6M	10	11.5	18
6.25M	10	11.75	19

If you require bracket spacing to be less than 650mm, please note on the order form, and the calculation will be made accordingly.

A LOOK AT OUR **TRACK JOINERS**

All track types have the availability to join with another length of track of the same range.

Depending on the track type there are options to request for a track 'Joiner'; which assists in the join and stability of two tracks meeting; the type of Joiner will either be externally or internally applied.

See the images alongside referring to the joins available based on track type.

MAC STANDARD

INTERNAL TRACK JOINER



MAC D15

EXTERNAL TRACK JOINER



MAC D25

INTERNAL TRACK JOINER





TRACK JOINS & BRACKET

POSITION GUIDE

To stabilise the track at the joining ends of the lengths, reinforce with supporting brackets.

The supporting bracket positioning is crucial where the tracks meet; these should not be any more than 100mm each side of the join. From there, it requires the technician to evenly space out the remaining brackets across the track lengths to support installation stability.

MAC STANDARD

TRACK JOINER & BRACKET POSITION


The MAC Standard track Joiner is an internal component, that holds two tracks together, by inserting within the extrusion and locking in positioning with its retention barbs. When the tracks are pushed together, the Joiner is no longer visible, and the track finishes flush.

In the below image, it is visible to see how the MAC Standard track Joiner is positioned, with its barbs pointing towards the top of the track. It is recommended, that from a 100mm distance, left and right of the join, should the positioning of brackets be placed. All other brackets are to be spread out evenly and positioned to how the installer sees fit for the length of the track.




MAC STANDARD

VIEW FROM BENEATH THE TRACK



MAC STANDARD

VIEW FROM TOP OF TRACK



MAC D15

TRACK JOINER & BRACKET POSITION


The MAC D15 track Joiner is an external component, that holds two tracks together, by gripping over the join and fixing into position with grub screws.

The images below of the MAC D15 track Joiner, is positioned over the join or where the two tracks meet; securing into positioning by tighten the screws against the tracks. It is recommended, that from a 100mm distance, left and right of the join, should the positioning of brackets be placed.

All other brackets are to be spread out evenly and positioned to how the installer sees fit for the length of the track.


MAC D15

VIEW FROM BENEATH THE TRACK



MAC D15

VIEW FROM TOP OF TRACK



MAC D25

TRACK JOINER & BRACKET POSITION

The MAC D25 track Joiner is an internal component, that fits in the groove of the track extrusions' internal moulding.

The MAC D25 internal Joiner is inserted half-width into one piece of extrusion before inserting the second piece of track. By equalling the length of the Joiner between the two tracks, allows the weight of the track to be distributed evenly. It is recommended, that from a 100mm distance, left and right of the join, should the positioning of brackets be placed. All other brackets are to be spread out evenly and positioned to how the installer sees fit for the length of the track.




MAC D25

VIEW FROM BENEATH THE TRACK




MAC D25

VIEW FROM TOP OF TRACK



CONTACT US NOW TO FIND YOUR CLOSEST
MAC SPECIALIST



S H A D E S O L U T I O N S

P: 1300 115 744

A: 44 RICKY WAY, EPPING, VIC 3076

E: INFO@MACSS.COM.AU



macshadesolutions.com.au